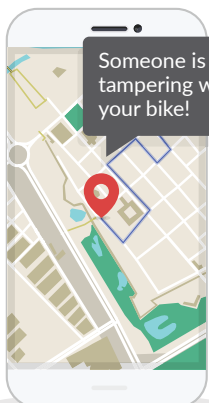


## GUARD YOUR STUFF

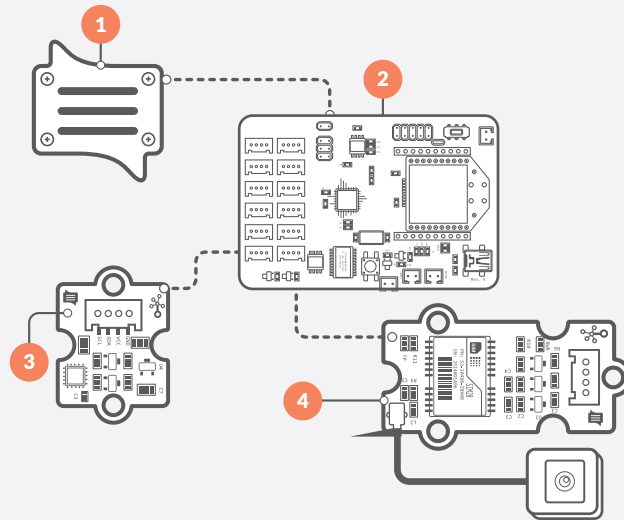


Someone is tampering with your bike!

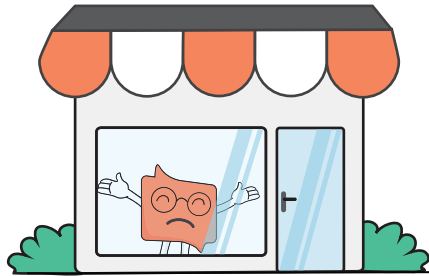
**DIFFICULTY** ★★★★★☆

Do you want to get notified when someone moves things that are precious to you? This experiment shows how a LoRa device can be used to detect unexpected movement of an object and send out notifications to its owner. Furthermore, the experiment shows how you can track the object using its GEO location.

## SCHEMATIC



- 1 AllThingsTalk Maker Platform ([maker.allthingstalk.com](http://maker.allthingstalk.com))
- 2 Mbili Arduino board with LoRa module
- 3 3-Axis digital accelerometer
- 4 GPS module



## COUNT VISITS

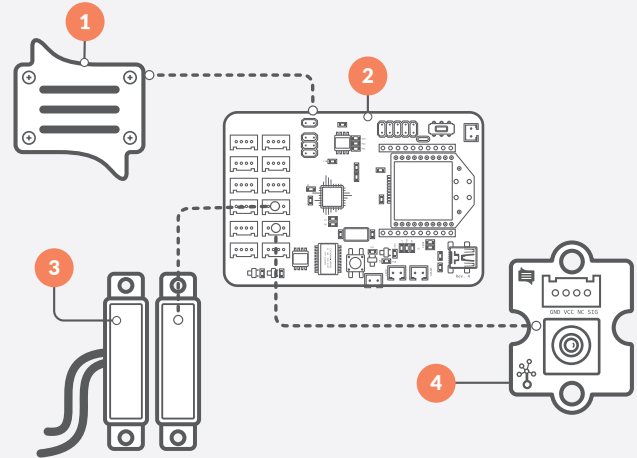


**DIFFICULTY** ★★★★★

Facility management can be improved, taking into account actual usage and based on real-time measurements.

This experiment shows how a LoRa sensor can count visits to optimise cleaning based on usage rather than rigid schedules.

## SCHEMATIC




- 1 AllThingsTalk Maker Platform ([maker.allthingstalk.com](http://maker.allthingstalk.com))
- 2 Mbili Arduino board with LoRa module
- 3 Magnetic door switch
- 4 Push button



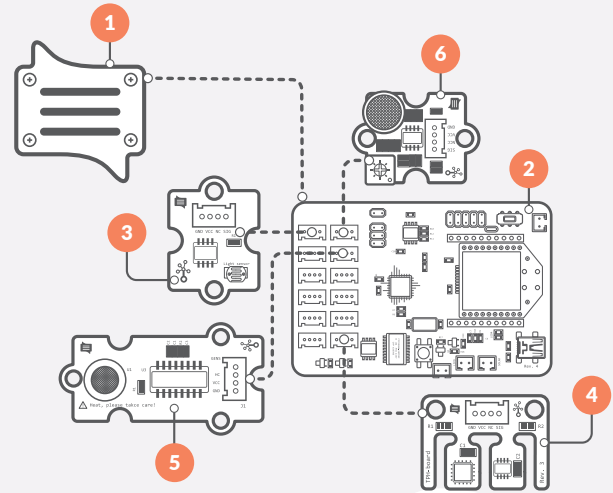
# ENVIRONMENTAL SENSING

**DIFFICULTY** ★★☆☆☆



This experiment shows how LoRa can be used to monitor the quality of the surrounding environment. Measure in- and outdoor air quality, noise levels and temperature as to provide stakeholders with a dashboard to support decision making to improve the quality of living.

# SCHEMATIC



- 1 AllThingsTalk Maker Platform ([maker.allthingstalk.com](http://maker.allthingstalk.com))
- 2 Mbili Arduino board with LoRa module
- 3 Light sensor
- 4 Temperature pressure humidity sensor
- 5 Air quality sensor
- 6 Sound level sensor



# MAKE IOT IDEAS HAPPEN

## WHAT ARE YOU GOING TO MAKE ?

Write down your idea...

---

---

---

---

---

---

---

Got a great idea using Lora connectivity?

Share your idea and get a chance to work with a team of experts and bring it to life.

<https://www.hackster.io/AllThingsTalk>

