


**PHILIPS**

Professional  
Display Solutions

# Game Changing **Innovations**

Product overview 2016 - EMEA



# Professional display solutions

## Corporate

Communicate with your employees, welcome visitors, or impress new clients with a large format screen.



## Retail

Upgrade the customer experience and promote your brand with dynamic, eye catching displays.



## Education

Improve communication with students, faculty, and visitors with everything from digital signage to interactive touchscreens.



## Food & Beverage

Quickly communicate your menu or promote specials with attention grabbing digital menu boards.





# Professional display solutions


## Hospitality

Make the guest experience comfortable with personalized displays throughout the building.



## Public Venues

Maximize the viewing experience and generate revenue through advertising and promotion.



## Healthcare

Provide a safe and clean viewing experience for your visitors with a specialized display.



## Transportation

Guide travellers to their destination by using high visibility displays or interactive touch screens.



# Game Changing Innovations

## Powered by Android™

Faster, smarter, more intuitive professional displays, integrated with Android.

### Benefits for Partners

- Use a native App or a web App to play and control content
- Developers can debug their App directly from the display
- Control all aspects of the screen

### Benefits for End-Users

- mPCIe slot allows for a separate network ecosystem, without having to connect to the existing customer network
- Automatic screen shots to ensure content is playing

### Benefits for hospitality guests

- A clean, intuitive user interface
- Faster speed when it comes to guest interaction



Powered  
by Android™



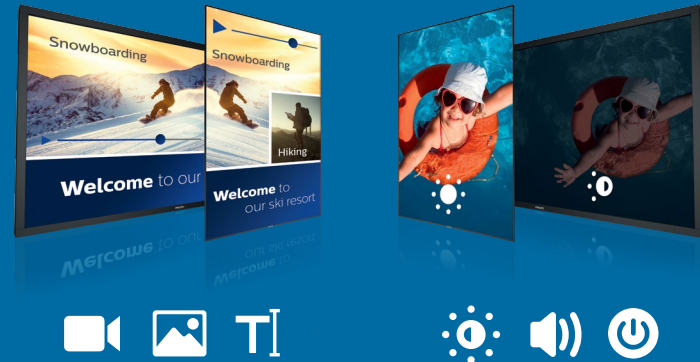
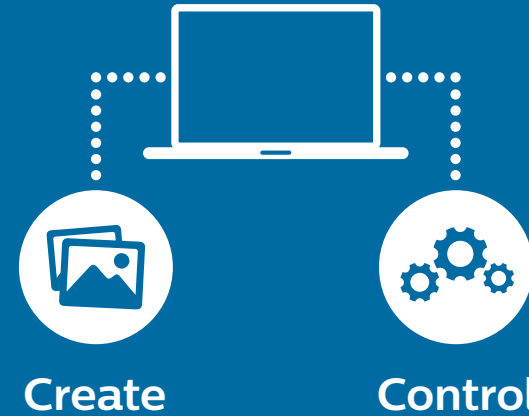
# Game Changing Innovations



## Take Control of Your Displays

A display management platform that works seamlessly across the Philips Professional Display lineup.

- Consolidate your display management system into a single interface
- Intuitive drag and drop layout
- Distribute content immediately or schedule it for later
- Control multiple displays from one location
- Update software, settings, or content from a centralized location



# Signage Specifications



Q-Line



D-Line



\*3 year advanced exchange warranty

Model	BDL3230QL	BDL4330QL BDL4335QL	BDL4830QL BDL4835QL	BDL5530QL BDL5535QL	65BDL3000Q	32BDL4050D	43BDL4050D	49BDL4050D	55BDL4050D	65BDL4050D	
Diagonal Size	32"	43"	48"	55"	65"	32"	43"	49"	55"	65"	
Backlight Type	Direct-Lit LED					Direct-Lit LED	Edge-lit LED				
Placement	Landscape (16 Hours - 50,000 MTBF)					Portrait, Landscape (24 Hours - 50,000 MTBF)					
Resolution	1920 x 1080					1920 x 1080					
Panel Technology	IPS	MVA	MVA	IPS	MVA	IPS					
Contrast Ratio	1400:1	3000:1	4000:1	1200:1	4000:1	1100:1	1100:1	1100:1	1100:1	1300:1	
Dynamic Contrast Ratio	500,000:1	500,000:1	500,000:1	500,000:1	500,000:1	500,000:1	500,000:1	500,000:1	500,000:1	500,000:1	
Response Time	8 ms	6.5 ms	8 ms	9 ms	8 ms	10 ms	12 ms	12 ms	12 ms	10 ms	
Viewing Angles	178 / 178 degree	178 / 178 degree	178 / 178 degree	178 / 178 degree	178 / 178 degree	178 / 178 degree	178 / 178 degree	178 / 178 degree	178 / 178 degree	178 / 178 degree	
Display Colors	16.7 Million	16.7 Million	1.07 Billion	16.7 Million	16.7 Million	16.7 Million	16.7 Million	16.7 Million	16.7 Million	16.7 Million	
Brightness	350 cd/m2	350 cd/m2	350 cd/m2	350 cd/m2	350 cd/m2	400 cd/m2	450 cd/m2	450 cd/m2	450 cd/m2	450 cd/m2	
Protective Glass											
Touch Technology											
Touch Points											
Power Consumption	50 W	87 W	115 W	141 W	176 W	44 W	52 W	55 W	64 W	99 W	
Video Input	DVI-D, HDMI, Component, Composite, VGA (Analog D-Sub), USB				DisplayPort, DVI-D, VGA (Analog DSub), Component, Composite, USB, HDMI	DisplayPort (1.2), HDMI (x2), DVI-D, VGA (Analog D-Sub), USB	DisplayPort (1.2), HDMI (x2), DVI-D, USB, VGA (via DVI)				
Video Output	N/A				DisplayPort, DVI-I, VGA (via DVI-D)	DisplayPort, DVI-I, VGA (Analog DSub)	DisplayPort, DVI-I, VGA (via DVI-D)				
Audio Input	3.5 mm jack, Audio Left/Right (RCA)					3.5 mm jack, Audio Left/Right (RCA)					
Audio Output	Audio Left/Right (RCA), 3.5mm jack					Audio Left/Right (RCA), External speaker connector					
Internal Speaker	2 x 10W RMS					2 x 10W RMS					
External Control	RJ45, RS232C (in/out) 2.5 mm jack, IR (in/out) 3.5 mm jack				RJ45, RS232C (in/out) 2.5 mm jack, IR (in/out) 3.5 mm jack	RJ45, WiFi, RS232C (in/out) 2.5 mm jack, IR (in/out) 3.5 mm jack					
Extra Connections						WiFi, USB/2A, Micro USB	mPCIe slot, WiFi, USB/2A, Micro USB	mPCIe slot, WiFi, USB/2A, Micro USB	mPCIe slot, WiFi, USB/2A, Micro USB	mPCIe slot, WiFi, USB/2A, Micro USB	
Dimensions (WxHxD)	726.5 x 425.4 x 63.6 mm	968.2 x 559.4 x 59.9 mm	1081.8 x 623.4 x 59.9 mm	1238.6 x 711.1 x 59.9 mm	1458.7 x 834.7 x 52.20 mm	724.80 x 424.30 x 56.40 mm	965.00 x 559.30 x 45.50 mm	1097.60 x 633.90 x 45.50 mm	1233.40 x 710.30 x 45.50 mm	1452.0 x 833.1 x 63.5 mm	
Bezel Width	(T/L/R) 11.9 mm / (B) 17.2 mm	(T/L/R) 11.9 mm / (B) 14.9 mm	(T/L/R) 11.9 mm / (B) 14.7 mm	(T/L/R) 12.6 mm / (B) 14.5 mm	(T/L/R) 13.9 / (B) 14.9 (B) mm	10.6 (T/L/R), 15.6 (B) mm	9.5 (T/L/R) x 15.6 (B) mm	9.5 (T/L/R) x 15.6 (B) mm	9.5 (T/L/R) x 15.6 (B) mm	9.5 (T/L/R) x 15.6 (B) mm	
Vesa Mount	100 x 100 mm, 200 x 200 mm, M4	200 x 200 / 400 x 400 / M6	200 x 200 / 400 x 400 / M6	400 x 200 / 400 x 400 / M6	400 x 400, M6	200 x 200 mm, M6	400 x 400 mm, M6	400 x 400 mm, M6	400 x 400 mm, M6	400 x 400 mm, M6	
Smart Insert Mount	N/A	N/A	N/A	N/A	100 x 100 mm, 100 x 200 mm	N/A	N/A	N/A	N/A	100 x 100, 100 x 200 mm	
Weight (in KG)	5.20 kg	8.70 kg	11.52 kg	16 kg	24.8 kg	6 kg	10.70kg	14.7kg	18.0kg	29.8 kg	

Physical Specifications

Picture/Display

Connectivity

# Signage Specifications



E-Line



V-Line



U-Line

\*3 year advanced exchange warranty

Model	BDL4270EL	BDL4970EL	BDL5570EL	BDL4780VH	BDL4290VL	BDL4990VL	BDL5590VL	75BDL3000U	BDL8470QU	BDL8470EU	BDL9870EU
Diagonal Size	42"	49"	55"	47"	42"	49"	55"	75"	84"	84"	98"
Backlight Type	Edge-lit LED			Direct-Lit LED	Edge-Lit LED	Edge-Lit LED	Edge-Lit LED	Edge-Lit LED			
Placement	Portrait, Landscape (24 Hours - 60,000 MTBF)			Portrait, Landscape (24 Hours - 60,000 MTBF)				Landscape (16 Hours - 50,000 MTBF)		Portrait, Landscape (24 Hours - 50,000 MTBF)	
Resolution	1920 x 1080			1920 x 1080				3840 x 2160 @60Hz (UHD)			
Panel Technology	IPS			IPS	IPS	IPS	IPS	IPS	IPS	IPS	IPS
Contrast Ratio	1300:1	1300:1	1300:1	1300:1	1300:1	1300:1	1300:1	1200:1	1400:1	1400:1	1300:1
Dynamic Contrast Ratio	500,000:1	500,000:1	500,000:1	500,000:1	500,000:1	500,000:1	500,000:1	500,000:1	500,000:1	500,000:1	500,000:1
Response Time	8 ms	8 ms	8 ms	10 ms	8 ms	8 ms	8 ms	8 ms	12 ms	12 ms	8 ms
Viewing Angles	178 / 178 degree	178 / 178 degree	178 / 178 degree	178 / 178 degree	178 / 178 degree	178 / 178 degree	178 / 178 degree	178 / 178 degree	178 / 178 degree	178 / 178 degree	178 / 178 degree
Display Colors	1.07 Billion	1.07 Billion	1.07 Billion	1.07 Billion	1.07 Billion	1.07 Billion	1.07 Billion	1.07 Billion	1.07 Billion	1.07 Billion	1.07 Billion
Brightness	500 cd/m2	500 cd/m2	500 cd/m2	2,000 cd/m2	700 cd/m2	700 cd/m2	700 cd/m2	410 cd/m2	350 cd/m2	500 cd/m2	500 cd/m2
Protective Glass											
Touch Technology											
Touch Points											
Power Consumption	90 W	110 W	120 W	160 W	90 W	110 W	120 W	197 W	400 W	400 W	500 W
Video Input	VGA, HDMI (2), DVI, DP, USB, Component, Composite HDBaseT, OPS			VGA, HDMI (2), DVI, DP, USB, BNC, HDBaseT, OPS				VGA, HDMI (3), DVI, DP, USB, HDBaseT, OPS, Component, Composite			
Video Output	VGA, DVI, DP			VGA, DVI, DP				DisplayPort			
Audio Input	3.5 mm jack, Audio Left/Right (RCA)			3.5 mm jack, Audio Left/Right (RCA)				3.5 mm jack, Audio Left/Right (RCA)			
Audio Output	Audio Left/Right (RCA), External speaker connector			Audio Left/Right (RCA), External speaker connector				3.5 mm jack, External speaker connector, SPDIF			
Internal Speaker	2 x 10W RMS			2 x 10 W				2 x 10W RMS			
External Control	RJ45, RS232C (in/out) 2.5 mm, jack, IR (in/out) 3.5 mm jack			RJ45, RS232C (in/out) 2.5 mm, jack, IR (in/out) 3.5 mm jack				RS232C (in/out) 2.5 mm jack, RJ45, IR (in/out) 3.5 mm jack			
Extra Connections		AC out	AC out			AC out	AC out	AC out	AC out	AC out	AC out
Dimensions (WxHxD)	946.9 x 541.0 x 56.8 mm	1092.8 x 623.0 x 56.8 mm	1228.6 x 699.4 x 56.8 mm	1076.20 x 620.59 x 132.10 mm	946.9 x 541.0 x 56.8 mm	1092.8 x 623.0 x 56.8 mm	1228.6 x 699.4 x 56.8 mm	1676.60 x 955.0 x 73.80 mm	1910.0 x 1102.0 x 77.80 mm	1910.00 x 1102.00 x 77.80 mm	2193.20 x 1248.20 x 88.3 mm
Bezel Width	6.5 mm (even)	6.5 mm (even)	6.5 mm (even)	15.6 mm	6.5 mm (even)	6.5 mm (even)	6.5 mm (even)	12.50 mm	(R/L) 22.60 / (T/B) 25.60 mm	(R/L) 22.60 / (T/B) 25.60 mm	16 mm
Vesa Mount	200 x 200 mm, M6	400 x 400 mm, M6	400 x 400 mm, M6	400 x 400 mm, M6	200 x 200 mm, M6	400 x 400 mm, M6	400 x 400 mm, M6	600 x 400 mm, M8	600 x 500 mm, M8	600 x 500 mm, M8	800 x 500 mm, M8
Smart Insert Mount	N/A	100 x 100 mm, 100 x 200 mm	100 x 100 mm, 100 x 200 mm	100 x 100mm, 100 x 200 mm	N/A	100 x 100 mm, 100 x 200 mm	100 x 100 mm, 100 x 200 mm	100 x 100/100 x 200	100 x 100/100 x 200	100 x 100/100 x 200	100x100/100x200
Weight (in KG)	15.3 kg	19.0 kg	24.7 kg	24 kg	15.3 kg	19.0 kg	24.7 kg	53.3 kg	70 kg	70 kg	91.4 kg

Picture/Display

Connectivity

Physical Specifications

# Signage Specifications



X-Line



T-Line

\*3 year advanced exchange warranty

	BDL4777XL BDL4777XH	BDL4988XL	BDL5588XL BDL5588XH	10BDL3051T	43BDL4051T	55BDL4051T	65BDL3010T	75BDL3010T	BDL8470QT	
Picture/Display	Diagonal Size	47"	49"	55"	10"	43"	55"	65"	75"	84"
	Backlight Type	Direct-Lit LED			Edge-Lit LED	Edge-Lit LED	Edge-Lit LED	Direct-Lit LED	Edge-Lit LED	Edge-Lit LED
	Placement	Portrait, Landscape (24 Hours - 50,000 MTBF)			Portrait, Landscape	Portrait, Landscape (24 Hours - 50,000 MTBF)		Landscape (16 Hours - 50,000 MTBF)		
	Resolution	1920 x 1080			1280 x 800	1920 x 1080	1920 x 1080	1920 x 1080	3840 x 2160 (4K)	3840 x 2160 (4K)
	Panel Technology	IPS	IPS	IPS	VA	IPS	IPS	MVA	IPS	IPS
	Contrast Ratio	1400:1	1300:1	1400:1	800:1	1100:1	1100:1	4000:1	1200:1	1400:01:00
	Dynamic Contrast Ratio	500,000:1	500,000:1	500,000:1	50,000:1	500,000:1	500,000:1	500,000:1	500,000:1	500,000:1
	Response Time	12 ms	8 ms	12 ms	30 ms	12 ms	12 ms	8 ms	8 ms	12 ms
	Viewing Angles	178 / 178 degree	178 / 178 degree	178 / 178 degree	178 / 178 degree	178 / 178 degree	178 / 178 degree	178 / 178 degree	178 / 178 degree	178 / 178 degree
	Display Colors	1.07 Billion	1.07 Billion	1.07 Billion	TBD	16.7 Million	16.7 Million	1.07 Billion	1.07 Billion	1.07 Billion
Brightness	500 cd/m2   800cd/m2 (BDL4777XH)	450 cd/m2	500 cd/m2   700 cd/m2 (BDL5588XH)	300 cd/m2	450 cd/m2	450 cd/m2	350 cd/m2	410 cd/m2	350 cd/m2	
Protective Glass	Anti-reflective   Anti-glare security glass									
Touch Technology				Pcap	IR HID	IR HID	IR HID	IR HID	IR HID	
Touch Points				5	10	10	10	10	10	
Power Consumption	86 W   110 W (BDL4777XH)	110 W	110 W   175 W (BDL5588XH)	6 W	59 W	76 W	176 W	200 W	400 W	
Connectivity	Video Input	VGA, HDMI, DVI, DP, Component, Composite, HDBaseT, OPS	VGA, HDMI (2), DVI, DP, Component, Composite, HDBaseT, USB, OPS		N/A	DisplayPort, HDMI (x2), DVI-D, USB, VGA (via DVI)		VGA, HDMI (x2), DVI, DP, USB, OPS, Component, Composite	VGA, HDMI (3), DVI, DP, USB, HDBaseT, OPS, Component, Composite	
	Video Output	VGA (via DVI), DVI, OPS/HDMI (via DVI)	VGA (via DVI), DVI, DP, OPS/HDMI (via DVI)		HDMI	DisplayPort, DVI-I, VGA (via DVI-D)		DisplayPort, DVI, VGA (via DVI-D)	DisplayPort	
	Audio Input	3.5 mm jack, Audio Left/Right (RCA)			Audio Left/Right (RCA), 3.5 mm jack					
	Audio Output	Audio Left/Right (RCA), External speaker connector			Audio Left/Right (RCA), External speaker connector					
	Internal Speaker	2 x 10 W (RMS)			2 x 2 W		2 x 10 W			
External Control	IR (in/out) 3.5 mm jack, RJ45, RS232C (in/out) D-Sub9	IR (in/out) 3.5 mm jack, RJ45, RS232C (in/out) 2.5 mm jack		RJ45, IR (in/out) 3.5 mm jack, RS232C (in/out) 2.5 mm jack						
Extra Connections	AC out	AC out	AC out	USB, Micro SD, Power over Ethernet, Camera, Micro USB	mPCIe slot, WiFi, USB-B/2A, Micro USB	mPCIe slot, WiFi, USB/2A, Micro USB	AC out		AC out	
Physical Specifications	Dimensions (WxHxD)	1044.9 x 590.0 x 108.8 mm	1077.6 x 607.8 x 103.8 mm	1213.4 x 684.2 x 103.35 mm	261 x 167.2 x 29 mm	1002.6 x 590.8 x 91.4 mm	1271.0 x 741.8 x 91.4 mm	1492.40 x 867.40 x 99.80 mm	1709.70 x 988.60 x 92.50 mm	1926.0 x 1112.0 x 94.9 mm
	Bezel Width	3.2 + 1.7 mm	2.3 + 1.2 mm	2.3 + 1.2 mm	19.77 mm (L/R), 13.56 mm (B/T)	29.2 mm	29.2 mm	29.2 mm	29.2 mm	30.6 mm
	Vesa Mount	400 x 400, 400 x 200, 200 x 200 mm, M6	400 x 400 mm, M6		75 x 75 mm (M4)	400 x 400 mm, M6	400 x 400 mm, M6	400 x 400 mm, M6	600 x 400, M8	600 x 500 mm, M8
	Smart Insert Mount	200 x 100, 100 x 100 mm, M4	N/A	N/A	N/A	N/A	N/A	100 x 100, 100 x 200, M6	100 x 100, 100 x 200, M6	100 x 100, 100 x 200, M6
Weight (in KG)	25.5 kg	21.6 kg	29.2 kg	.71 kg	19.4 kg	31 kg	43.1 kg	75 kg	98.3 kg	



# Signage Features



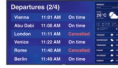
Q-Line



D-Line



E-Line



V-Line



U-Line



X-Line



T-Line



T-Line



T-Line

Model	BDLXX30QL	XXBDL4050D	BDLXX70EL	BDL4780VH	BDLXX90VL	U-Line	BDL4777XL BDL4777XH	BDLXX88XL/ XH	10BDL3051T	43BDL4051T	55BDL4051T	65BDL3010T	75BDL3010T	BDL8470QT
CMND	✓	✓	✓	✓	✓	✓	✓	✓	✓	✓	✓	✓	✓	✓
CMND&Control	✓	✓	✓	✓	✓	✓	✓	✓	✓	✓	✓	✓	✓	✓
CMND&Create	✓	✓	✓	✓	✓				✓	✓	✓			
Android		✓							✓	✓	✓			
Ambilight	✓													
Failover		✓	✓	✓	✓	✓	✓	✓		✓	✓	✓	✓	✓
Clinical D Image	✓	✓	✓	✓	✓	✓	✓	✓		✓	✓	✓	✓	✓
SmartPlayer	✓	✓	✓	✓	✓	✓			✓	✓	✓	✓	✓	✓
SmartInsert			✓	✓	✓	✓						✓	✓	✓
SmartPower	✓	✓	✓	✓	✓	✓	✓	✓	✓	✓	✓	✓	✓	✓
SmartBrowser	✓	✓	✓	✓	✓	✓			✓	✓	✓			
WiFi		✓								✓	✓			
Memory Cache	✓	✓	✓		✓				✓	✓	✓			
QuadViewer						✓							✓	✓

\*Smart Insert and Failover only available in 65BDL3000Q

\*Smart Insert only available in 65BDL4050D

\*Smart Insert not available in BDL4270EL

\*Smart Insert not available in BDL4290VL

\*Ambilight available in BDLXX35QL

# Commercial TV Specifications



\*5 Year optional warranty

	HFL7011			HFL5011				
	49HFL7011	55HFL7011	65HFL7011	32HFL5011T	40HFL5011T	43HFL5011T	49HFL5011T	55HFL5011T
Screen Size	123 cm (49")	139 cm (55")	164 cm (65")	80 cm (32")	102 cm (40")	108 cm (43")	123 cm (49")	139 cm (55")
Resolution	3840 x 2160p			1920 x 1080p				
Wide Colour Gamut	Yes (85%)			N/A				
Memory	16 GB			8 GB				
Ambilight	3-sided			N/A				
PMR	800 Hz			200 Hz				
Picture Enhancement	Picture Precise UltraHD			Pixel Plus HD				
Sound Output power	45 W	45 W	30 W	16 W	16 W	16 W	16 W	16 W
Colour cabinet	Dark Grey Aluminium			Black		Silver		
Wireless	Wireless LAN: 802.11 ac, Wi-Fi Direct, Bluetooth 4.0			Wireless LAN: 802.11 b/g/n, Wi-Fi Direct, Bluetooth 4.0				
Ethernet LAN RJ45 (Rear/Side/Bottom)	0/0/1			0/0/1				
HDMI (Rear/Side/Bottom)	0/2/2 (1x MHL on side) (HDMI2.0)			0/2/2 (1x MHL on side)				
USB (Rear/Side/Bottom)	0/2/1			0/2/1				
SXP + IR IN/OUT RJ48 (Rear)	1			1				
DC 12V out (rear)	N/A			1				
Headphone Mini Jack (Side)	1			1				
Speaker out Mini Jack (Rear)	1			1				
DVI Audio in (Rear)	1			1				
Digital Audio OUT (Rear/Bottom)	0/1 (Optical)			0/1 (Optical)				
VGA (Rear)	N/A			N/A				
Component IN + L/R (Rear/side)	1/0 (shared with YPbPr)			1/0 (shared with YPbPr)				
Antenna IN (IEC) (Rear/Bottom)	0/1 (DVB-T/T2/C HEVC)			0/1 (DVB-T/T2/C HEVC)				
CI Slot (Side)	1			1				
Set Dimensions (ex. Stand)	1094 x 661 x 20/40/45 mm	1233 x 740 x 20/40/45 mm	1453 x 837 x 24/45/66 mm	727 x 425 x 64/77 mm	918 x 532 x 77 mm	968 x 563 x 64/77 mm	1099 x 632 x 66/79 mm	1239 x 712 x 67/80 mm
Vesa Compatible	200 x 200 mm, M6	200 x 200 mm, M6	400 x 200 mm, M6	100 x 100 mm, M4	200 x 200 mm, M4	200 x 200 mm, M6	400 x 200 mm, M6	400 x 200 mm, M6
Product weight (ex. Stand)	14.5 kg	18.1 kg	28.05 kg	5 kg	8.2 kg	9.1 kg	14.3 kg	12.4 kg
Typical Power Consumption	86 W	97 W	126 W	28 W	45 W	43 W	50 W	67 W
Energy Label	A	A	A	A+	A+	A+	A+	A+
Stand	Swivel stand		Fixed stand	Swivel stand				
Included Remote Control	22AV1505B/12			22AV1505B/12				
Optional Remote control	22AV1507A/12 (BT + Keyboard), 22AV1604A (Hygienic) and 22AV1601A (Easy)			22AV1507A/12 (BT + Keyboard), 22AV1604A (Hygienic) and 22AV1601A (Easy)				

Connectivity

Energy Dimensions

Accessories

# Commercial TV Specifications



EasySuite



Studio

\*5 Year optional warranty

	HFL3011			HFL2849/2859				
	24HFL3011T	32HFL3011T	40HFL3011T	24HFL2849T	32HFL2849T	43HFL2849T	49HFL2849T	65HFL2859T
Screen Size	60 cm (24")	80 cm (32")	102 cm (40")	60 cm (24")	80 cm (32")	108 cm (43")	123 cm (49")	164 cm (65")
Resolution	1366 x 768p		1920 x 1080p	1366 x 768p		1920 x 1080p		3840 x 2160p
Wide Colour Gamut	N/A			N/A			N/A	
Memory	N/A			N/A			N/A	
Ambilight	N/A			N/A			N/A	
PMR	200 Hz			100 Hz				
Picture Enhancement	Pixel Plus HD			Digital Crystal Clear				
Sound Output power	5 W	16 W	16 W	5 W	12 W	16 W	16 W	16 W
Colour cabinet	Black			Black				
Wireless	N/A			N/A				
Ethernet LAN RJ45 (Rear/Side/Bottom)	N/A			N/A				
HDMI (Rear/Side/Bottom)	2/1/0			2/0/0				
USB (Rear/Side/Bottom)	1/1/0			0/1/0				
SXP + IR IN/OUT RJ48 (Rear)	1			N/A				
DC 12V out (rear)	N/A			N/A				
Headphone Mini Jack (Side)	1			1				
Speaker out Mini Jack (Rear)	1			N/A				
DVI Audio in (Rear)	1			N/A				
Digital Audio OUT (Rear/Bottom)	1/0 (Optical)			1/0 (SP-DIF)				
VGA (Rear)	N/A			1				
Component IN + L/R (Rear/side)	1/0 (shared with YPbPr)			0/1				
Antenna IN (IEC) (Rear/Bottom)	1/0 (DVB-T/T2/C HEVC)			1/0 (DVB-T/T2/C HEVC)				
CI Slot (Side)	1			1				
Set Dimensions (ex. Stand)	560 x 336 x 35 mm	727 x 425 x 64/77 mm	918 x 532 x 64/77mm	554 x 336 x 35/61 mm	735 x 438 x 77/89 mm	974 x 572 x 64/93 mm	1112 x 691 x 220 mm	1460 x 838 x 50 mm
Vesa Compatible	75 x 75 mm, M4	100 x 100 mm, M4	200 x 200 mm, M4	75 x 75 mm, M4	200 x 100 mm, M4	200 x 200 mm, M6	200 x 200 mm, M6	400 x 400 mm, M6
Product weight (ex. Stand)	3.3 kg	4.9 kg	8 kg	3.3 kg	5.1 kg	8.4 kg	10.5 kg	36.5 kg
Typical Power Consumption	TBD	31 W	46 W	19 W	31 W	37 W	49 W	118 W
Energy Label	A+	A+	A+	A+	A+	A++	A++	A+
Stand	Fixed stand			Fixed stand				
Included Remote Control	22AV1503A			22AV1407A				
Optional Remote control	22AV1406A (Hygienic), 22AV1604A (Hygienic), 22AV1601A (Hygienic)			22AV1601A (Easy)				

Connectivity

Dimensions

Accessories

# Commercial TV Specifications



Studio



Heartline

\*5 Year optional warranty

	HFL2819				HFL3010W		HFL3011W		Bedside TV
	22HFL2819P	24HFL2819T	28HFL2819T	32HFL2819T	24HFL3010W	32HFL3010W	32HFL3011W	40HFL3011W	19HFL4010W
Screen Size	55 cm (22")	60 cm (24")	70 cm (28")	80 cm (32")	60 cm (24")	80 cm (32")	80 cm (32")	102 cm (40")	47 cm (19")
Resolution	1920 x 1080p	1366 x 768p			1366 x 768p		1366 x 768p		1366 x 768p
Wide Colour Gamut	N/A				N/A		N/A		N/A
Memory	N/A				N/A		N/A		N/A
Ambilight	N/A				N/A		N/A		N/A
PMR	100 Hz				200 Hz		200 Hz		200 Hz
Picture Enhancement	Digital Crystal Clear				Pixel Plus HD		Pixel Plus HD		Pixel Plus HD
Sound Output power	5 W		12 W		10 W	20 W	16 W	16 W	5 W
Colour cabinet	Black, translucent backcover	Black			White		White		White
Wireless	N/A				N/A		N/A		N/A
Ethernet LAN RJ45 (Rear/Side/Bottom)	N/A				N/A		N/A		1/0/0
HDMI (Rear/Side/Bottom)	1/0/0				1/1/0		2/1/0		1/1/0
USB (Rear/Side/Bottom)	0/1/0				0/1/0		1/1/0		0/1/0
SXP + IR IN/OUT RJ48 (Rear)	N/A				N/A		1		1
DC 12V out (rear)	N/A				N/A		N/A		N/A
Headphone Mini Jack (Side)	1				1		1		1
Speaker out Mini Jack (Rear)	N/A				N/A		1		1
DVI Audio in (Rear)	N/A				1		1		N/A
Digital Audio OUT (Rear/Bottom)	1/0 (SP-DIF)				1/0 (Optical)		1/0 (Optical)		N/A
VGA (Rear)	1				1		N/A		N/A
Component IN + L/R (Rear/side)	0/1				1/0 (shared with YPbPr)		1/0 (shared with YPbPr)		N/A
Antenna IN (IEC) (Rear/Bottom)	1/0 (DVB-T/C)				1/0 (DVB-T/T2/C)		1/0 DVB-T/T2/C HEVC		1/0 (DVB-T/T2/C)
CI Slot (Side)	1				1		1		N/A
Set Dimensions (ex. Stand)	516 x 317 x 35/43 mm	554/339/54/61 mm	640 x 394 x 38/65 mm	735 x 445 x 77/97 mm	550 x 342 x 40/48 mm	727 x 414 x 64/77 mm	727 x 425 x 64/77 mm	918 x 532 x 64/77 mm	446 x 293 x 28 mm
Vesa Compatible	75 x 75 mm, M4	75 x 75 mm, M4	100 x 100 mm, M4	200 x 100 mm, M4	75 x 75 mm, M4	100 x 100 mm, M4	100 x 100 mm, M4	200 x 200 mm, M4	75 x 75 mm, M4
Product weight (ex. Stand)	2.8 kg	3.8 kg	5.1 kg	5.9 kg	3.3 kg	5 kg	4.9 kg	8 kg	2.4 kg
Typical Power Consumption	17 W	25 W	33 W	41 W	18 W	25 W	31 W	46 W	13 W
Energy Label	A+	A	A	A	A+	A+	A+	A+	A+
Stand	Fixed stand				Fixed stand		Fixed stand		N/A
Included Remote Control	22AV1407A				22AV1109H (Hygienic)		22AV1406A (Hygienic)		NA
Optional Remote control	22AV1601A (Easy)				22AV1601A (Easy)		22AV1601A (Easy)		22AV1409A (Standard), 22AV1604A (Hygienic)


Connectivity

Dimensions

Accessories



# Commercial TV Features



	Model	HFL7011	HFL5011	HFL3011	HFL2849 HFL2819	HFL3010W HFL3011W	19HFL4010W
<b>Features</b>	Android OS	✓	✓				
	Ambilight	✓					
	CMND&Control	✓	✓	✓		✓	✓
	CMND&Create	✓	✓	✓	off-line channel editor	✓	✓
	IPTV Channels	✓	✓				✓
	IPTV System	✓	✓				✓
	Customizable Dashboard (HTML5)	✓	✓	✓		✓	✓
	Welcome logo	✓	✓	✓	✓	✓	✓
	Cloud-Based Apps	✓	✓				✓
	Android Apps	✓	✓				
	AppControl	✓	✓				✓
	PTA app, Directshare & Miracast	✓	✓				
	MHL	✓	✓				
	USB Playback	✓	✓	✓	✓	✓	✓
	Serial Xpress Protocol	✓	✓	✓		✓	✓
	MyChoice	✓	✓	✓		✓	✓
	Theme TV	✓	✓	✓		✓ (Only HFL3011W)	
	Wake up on LAN	✓	✓				✓
	Wake up on Wireless LAN	✓	✓				
	8 day EPG, Now + Next	✓	✓	✓	✓	✓	✓
Weather forecast	✓	✓					
Facility Name	✓	✓					
On-screen clock & alarm	✓	✓	✓		✓	✓	
<b>True Heart for Healthcare</b>	Nurse call system Compatible	✓	✓	✓		✓	✓
	Multi-remote control	✓	✓	✓	✓	✓	✓
	Headphone out	✓	✓	✓	✓	✓	✓
	Wireless Headphone support	✓	✓				
	Independent main speaker mute	✓	✓	✓		✓	✓
	Double isolation class II	✓	✓	✓		✓	✓
	Galvanically isolated headphone out						✓
	JISZ2801 Anti-microbial housing						✓
IEC 60601-1						✓	
<b>Ease of Installation</b>	Hotel Mode (Menu, Volume and Local Control locking)	✓	✓	✓	✓	✓	✓
	Prison Mode	✓	✓	✓	✓	✓	✓
	Single Channel list analog/digital	✓	✓	✓	✓	✓	✓
	Cloning	✓	✓	✓	✓	✓	✓
	Instant initial cloning	✓	✓	✓	✓	✓	✓
<b>Anti-theft</b>	RC Battery Lock	✓	✓	✓	✓	✓	✓
	Kensington Lock	✓	✓	✓	✓	✓	✓

# Accessories



Type Number	HDBaseT OPS Receiver CRD25	Ambient Sensor CRD41	Color Calibration Kit CCK4601	Compatible Models	Edge Finishing Kit	
<b>Compatible Models</b>	65BDL3000Q				BDL4777XL	
	BDL4270EL				EFK4730 (Top/Bottom) EFK4760 (Left/Right)	
	BDL4970EL				BDL4988XL	EFK4930 (Top/Bottom) EFK4960 (Left/Right)
	BDL5570EL				BDL5588XL(XH)	EFK5581 (Top/Bottom) EFK5583 (Left/Right)
	BDL4290VL					
	BDL4780VH					
	BDL4990VL		Q-Line		Q-Line	
	BDL5590VL		D-Line		D-Line	
	BDL4777XL		E-Line		E-Line	
	BDL4777XH		V-Line		V-Line	
	BDL4988XL		U-Line		U-Line	
	BDL5588XL		X-Line		X-Line	
	BDL5588XH		T-Line		T-Line	
	75BDL3000U					
	BDL8470QU					
BDL8470EU						
BDL9870EU						
65BDL3010T						
75BDL3010T						
BDL8470QT						

\*Excluding 10BDL3051T

\*Excluding 10BDL3051T



Philips and the Philips Shield Emblem are registered trademarks of Koninklijke Philips N.V.

Executive production: Norvell Jefferson,  
[www.norvelljefferson.com](http://www.norvelljefferson.com)

[philips.com/professionaldisplaysolutions](http://philips.com/professionaldisplaysolutions)

[professionaldisplays.philips@tpv-tech.com](mailto:professionaldisplays.philips@tpv-tech.com)