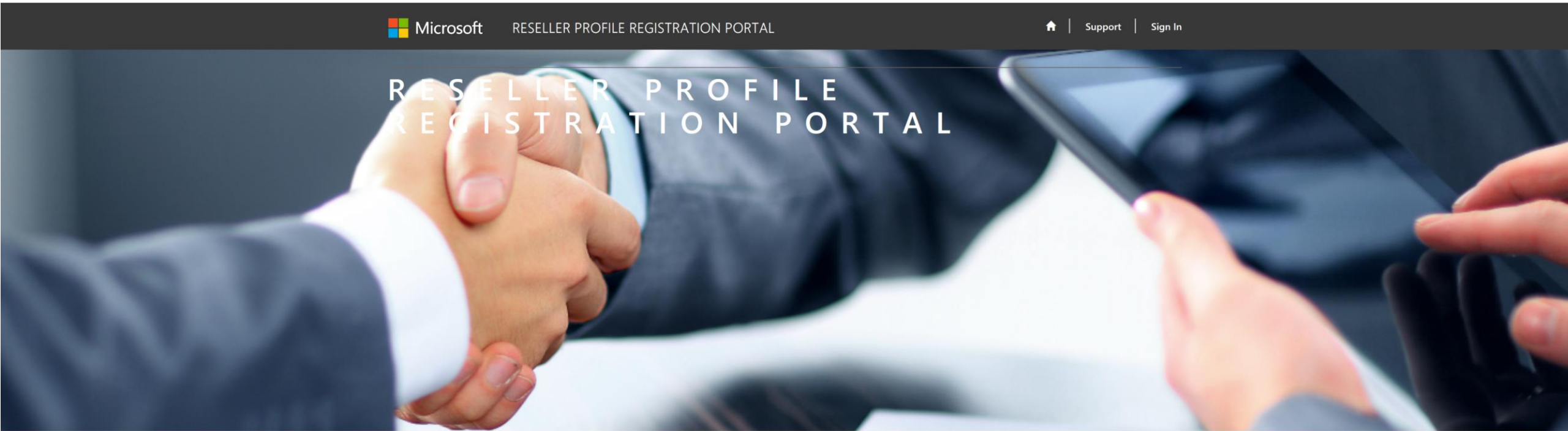


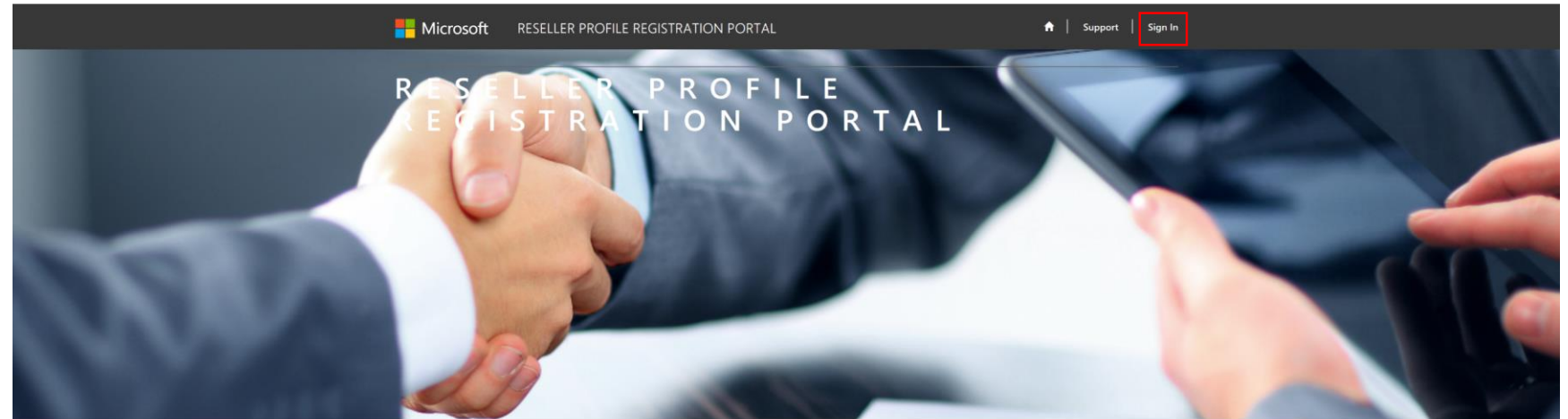
# Reseller Profile Registration Portal (DMP Portal)



<https://reseller.microsoftcrmportals.com/>

# Reseller Profile Registration Portal (DMP Portal)

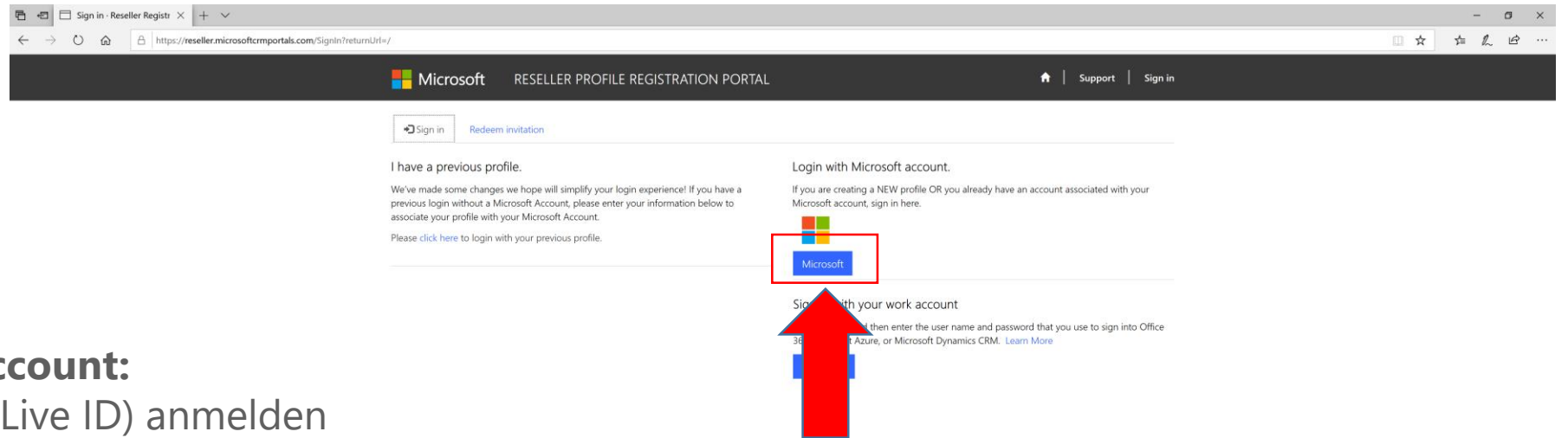
Sign In



1. <https://reseller.microsoftcrmportals.com/>
2. Sign In

**Tipp:** Öffnen Sie das Reseller Profile Registration Portal in einem InPrivate-/Inkognito-Fenster!

# Reseller Profile Registration Portal (DMP Portal)



## Login with Microsoft account:

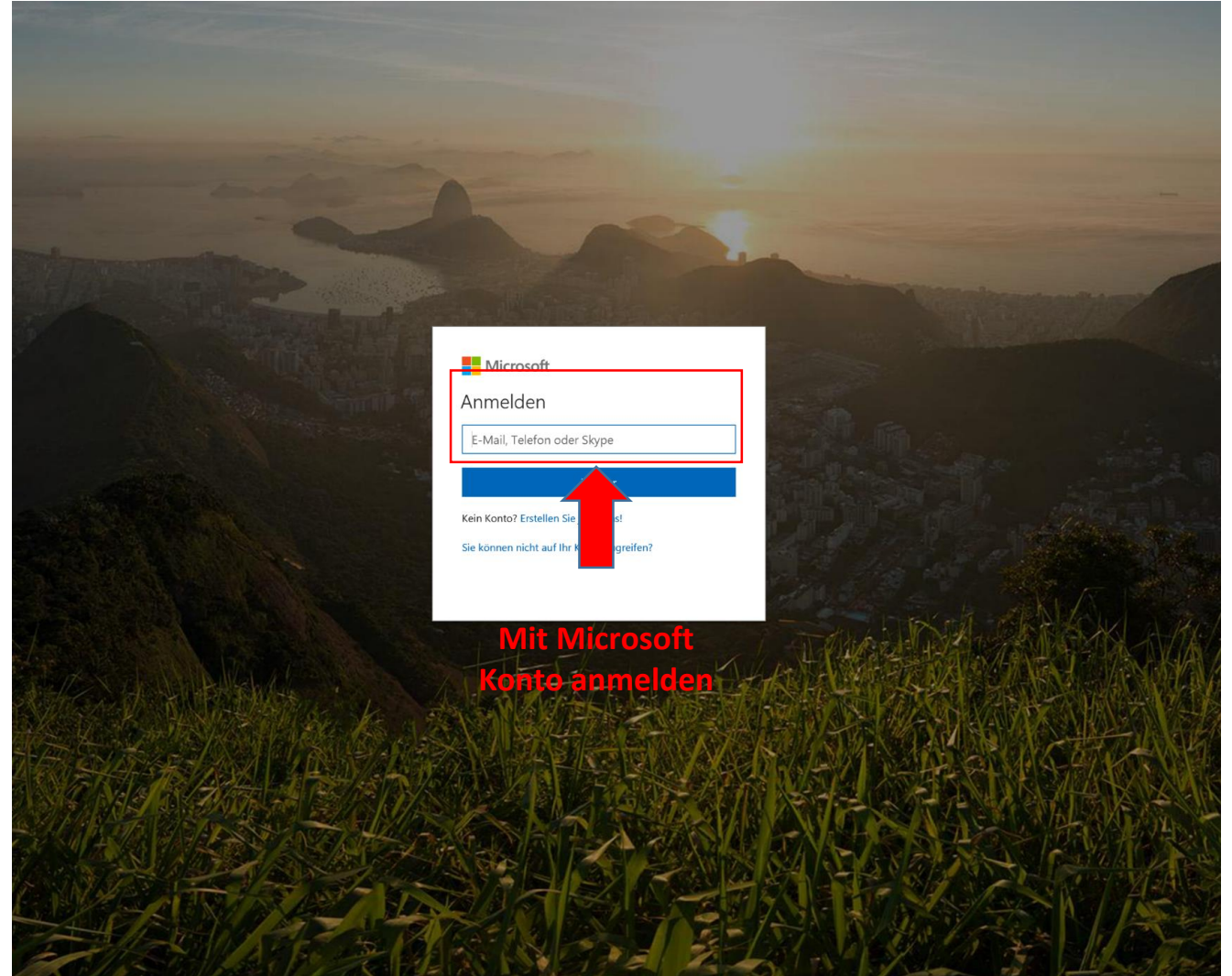
- Mit Microsoft Konto (Live ID) anmelden
- Microsoft Konto muss hierfür mit MPN (Microsoft Partner Netzwerk) verbunden sein

**Mit Microsoft  
Konto anmelden**

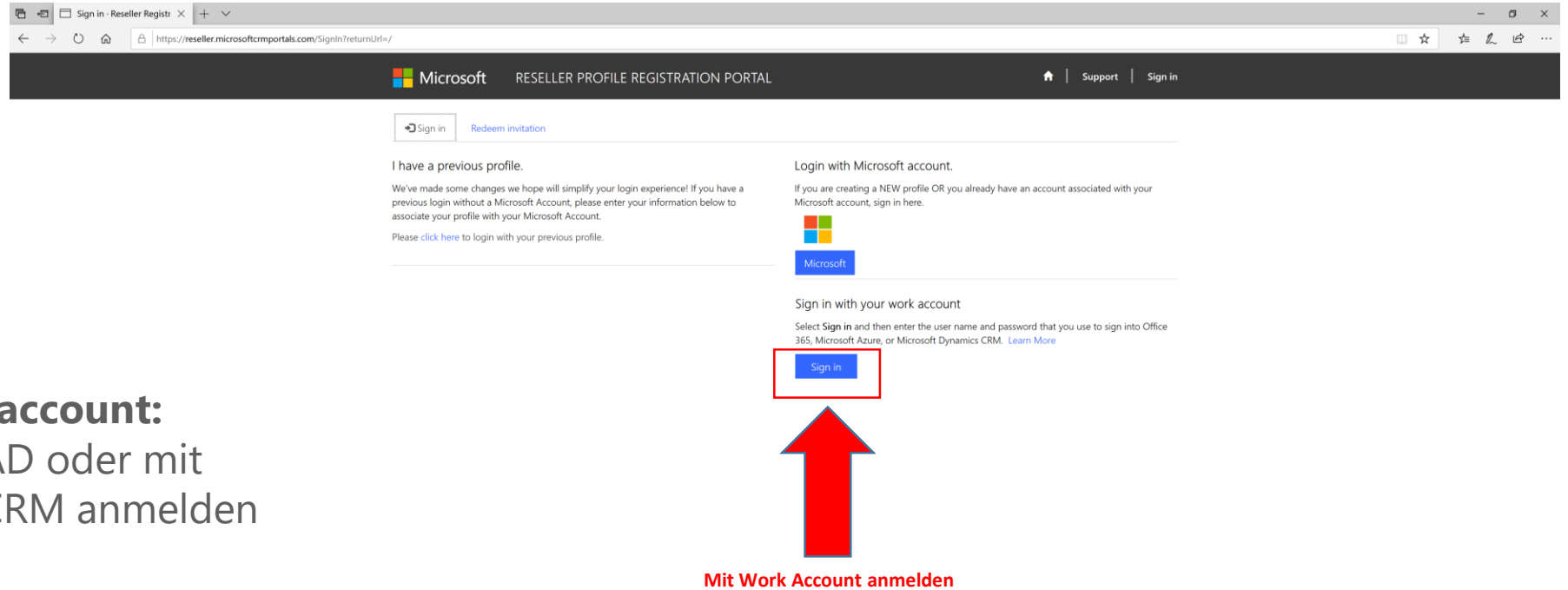
# Reseller Profile Registration Portal (DMP Portal)

## Login with Microsoft account:

- Mit Microsoft Konto (Live ID) anmelden
- Microsoft Konto muss hierfür mit MPN (Microsoft Partner Netzwerk) verbunden sein



# Reseller Profile Registration Portal (DMP Portal)



The screenshot shows the Microsoft Reseller Profile Registration Portal. The page has a dark header with the Microsoft logo and the text "RESELLER PROFILE REGISTRATION PORTAL". Below the header, there are two main sections for sign-in. The left section is titled "I have a previous profile." and contains a "Sign in" button and a "Redeem invitation" link. The right section is titled "Login with Microsoft account." and contains a "Microsoft" button. Below that, there is a section titled "Sign in with your work account" which contains a "Sign in" button. This "Sign in" button is highlighted with a red box, and a large red arrow points to it from below. The text "Mit Work Account anmelden" is written in red below the arrow.

## Sign in with your work account:

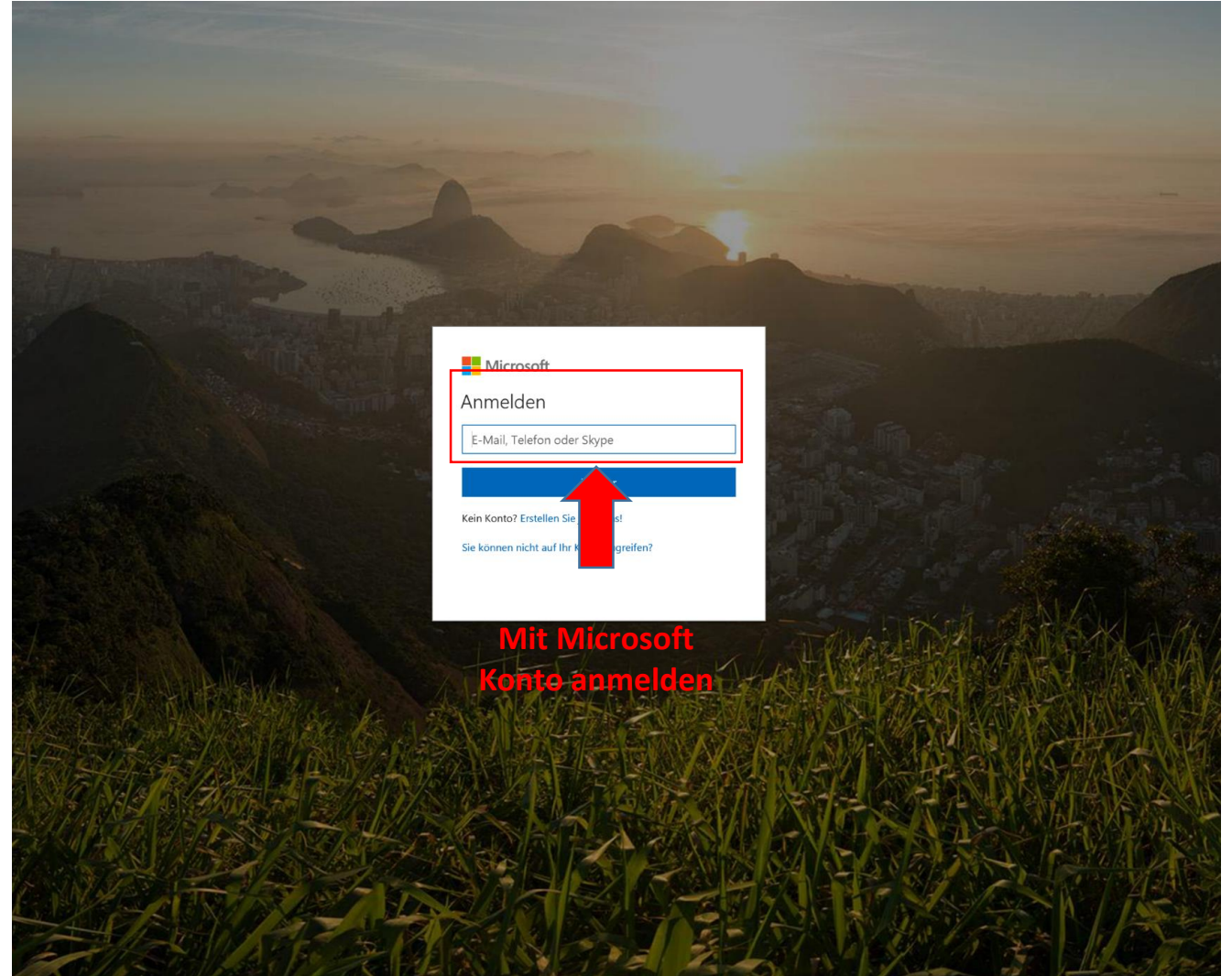
- Mit Microsoft Azure AD oder mit Microsoft Dynamics CRM anmelden

**Tipp:** Melden Sie sich mit Ihrer AAD-ID an. Azure Active Directory: die ID, mit der Sie im MPN (<https://partner.microsoft.com>) auf Ihr Unternehmensprofil zugreifen.

# Reseller Profile Registration Portal (DMP Portal)

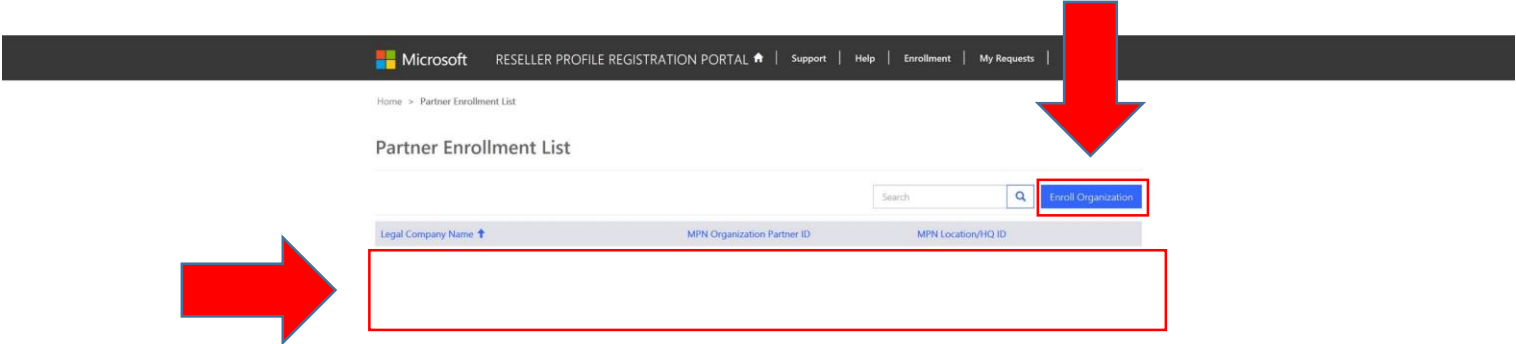
## Sign in with your work account:

- Mit Microsoft Azure AD oder mit Microsoft Dynamics CRM anmelden



# Reseller Profile Registration Portal (DMP Portal)

Ist Ihr Unternehmen hier nicht angeführt, Enroll Organization anklicken



The screenshot shows the Microsoft Reseller Profile Registration Portal (DMP Portal) interface. The top navigation bar includes the Microsoft logo and links for Support, Help, Enrollment, and My Requests. The main content area is titled 'Partner Enrollment List' and features a search bar and an 'Enroll Organization' button. Below the search bar is a table with columns for 'Legal Company Name', 'MPN Organization Partner ID', and 'MPN Location/HQ ID'. A red arrow points to the 'Enroll Organization' button, and another red arrow points to the table header.

- **Enroll Organization:**  
falls Ihr Unternehmen nicht in der Liste ist
- **Unternehmensname anklicken:**  
falls Ihr Unternehmen in der Liste angeführt ist

Sollte hier Ihr Unternehmen angeführt sein, den Namen des Unternehmens anklicken

# Reseller Profile Registration Portal (DMP Portal)

Daten werden geladen

The screenshot shows the Microsoft Reseller Profile Registration Portal (DMP Portal) interface. The header includes the Microsoft logo and navigation links: RESELLER PROFILE REGISTRATION PORTAL, Support, Help, Enrollment, and My Requests. The main heading is 'Partner Enrollment Form'. Below this, there are several sections for data entry:

- Company Details:** Includes fields for Legal Company Name, Company Tax ID, MPN Organization Partner ID, MPN Location/HQ ID, and DBA Name.
- Legal Business Profile:** Includes fields for Company Address Line 1, Company Address Line 2, City Name, Country, Region, ZIP/Postal Code, and Website. A red box highlights a loading spinner in the 'Country' field.

At the bottom, there is a checkbox for 'I would like to receive Surface partner marketing communications from Microsoft' and a 'Next' button.



# Reseller Profile Registration Portal (DMP Portal)

Die MPN Daten müssen im Dropdown angeführt sein

- **MPN Organization Partner ID**
- **MPN Location/HQ ID**
- **Weitere Daten angeben**

Microsoft RESELLER PROFILE REGISTRATION PORTAL | Support | Help | Enrollment | My Requests

Home > Partner Enrollment Form

### Partner Enrollment Form

\* indicates Required field

Company Details

Legal Company Name \*

Company Tax ID

MPN Organization Partner ID \*

MPN Location/HQ ID \*

DOB Name

Legal Business Profile

Company Address Line 1 \*

Company Address Line 2

City Name \*

State/Province \*

Region \*

Country \*

ZIP/Postal Code \*

Website \*

I would like to receive Surface partner marketing communications from Microsoft

[Privacy Statement](#)

# Reseller Profile Registration Portal (DMP Portal)

The screenshot shows the Microsoft Reseller Profile Registration Portal. The header includes the Microsoft logo and navigation links for Support, Help, Enrollment, and My Requests. The main content area is titled 'Select the Product Type' and features a dropdown menu with 'Surface' and 'Surface Hub' options. Below this is the 'Partner Contacts' section, which includes a dropdown menu for 'Portal - All Contacts' and a blue 'ADD Contact' button. A table with columns for Product, Contact Type, Name, Email, and Mobile is visible. At the bottom, there is a checkbox for 'I have read and agree to the Terms & Conditions to become a reseller.' and a 'Save & Next' button.

- **Surface** oder **Surface Hub** auswählen
- ADD Contact

# Reseller Profile Registration Portal (DMP Portal)

- **Kontaktdaten angeben**
- „Same as Primary Program Contact“  
füllt nächste Zeile automatisch aus!

ADD Contact

\* Indicates Required field

Product Type : Surface

Partner Primary Program Contact

Name\* Email\* Mobile\*

Channel Incentives Contact  Same as Primary Program Contact

Name\* Email\* Mobile\*

Contract Authorization Contact  Same as Primary Program Contact

Name\* Email\* Mobile\*

Sales Contact  Same as Primary Program Contact

Name\* Email\* Mobile\*

Submit

To submit your application to become a reseller, please [click here](#) to read through the associated terms & conditions.

I have read and agree to the Terms & Conditions to become a reseller.

Privacy Statement

Ensure you complete details and see all the four contact detail BEFORE you go the next step.

Save & Next

# Reseller Profile Registration Portal (DMP Portal)

## AGBs lesen und bestätigen

Microsoft RESELLER PROFILE REGISTRATION PORTAL | Support | Help | Enrollment | My Requests

Partner Contacts

Partner Contacts

Portal - All Contacts | ADD Contact

Product	Contact Type	Name	Email	Mobile
Surface	Sales Contact			
Surface	Partner Primary Program Contact			
Surface	Contract Authorization Contact			
Surface	Channel Incentives Contact			

< 1 2 >

To submit your application to become a reseller, please click [here](#) to read through the associated terms & conditions.

I have read and agree to the Terms & Conditions to become a reseller.

Privacy Statement

Ensure you complete details and see all the four contact detail BEFORE you go the next step.

Save & Next

# Reseller Profile Registration Portal (DMP Portal)

1. AGBs lesen
2. Bei den AGBs nach unten scrollen
3. „Close“ schließen

The screenshot displays the Microsoft Surface Reseller Profile Registration Portal (DMP Portal) interface. A "Terms & Conditions" dialog box is open, showing the terms of the agreement. A red arrow points to the "Close" button in the dialog box. The background shows the registration form with fields for City Name (ST. MARIEN), Region (Europe), ZIP/Postal Code (4502), and a table of Partner Contacts.

**Terms & Conditions**

Customer Orders and Territory. Section 3(b) of the Agreement shall be deleted and replaced with the following:  
"Company is only authorized to resell, distribute, market, or otherwise dispose of Devices within its designated Territory. Company may not collect orders or receive payments for Devices from any Customer located outside of the Territory. Company shall not accept orders or receive payments for Devices from any entity other than the Customer, including Company's own Affiliates, unless authorized by Microsoft in writing."

Compliance with Collection, Recovery and Disposal of Materials Requirements. Section 10 of the Agreement shall be deleted and replaced with the following:  
"The parties agree to comply with all applicable laws and regulations relating to collection, treatment, recovery, recycling, disposal and reuse of hardware and batteries (if any), software media carriers (such as CDs and DVDs) and packaging materials when distributing Devices in the EU/EFTA Territory including all associated registration, reporting and financial laws and regulations.  
In particular, the parties agree to comply with the laws and regulations based on the European WEEE, Battery and Packaging Directives (2002/95/EC, 2006/66/EC, 94/62/EC, as amended). Company will be considered the "producer" and/or "importer" of the Devices in the country in which the Company is selling and/or shipping the Devices after they receive them from the Distributor or other authorized reseller other than the country in which the Company took delivery of the Devices. This means that when Company ships the Devices from one country in the EU/EFTA Territory to another country in the EU/EFTA Territory, as between Company and Microsoft, Company will act as the "producer" and/or "importer" of the Devices under the WEEE, Battery or Packaging laws, and as a producer or importer will be financially responsible under those laws. For avoidance of doubt, Microsoft will not report any device shipped by Company to any Affiliates or third party within the EU/EFTA Territory.  
Microsoft will provide Company at its request with applicable information requested by the Company for purposes of compliance with applicable legal requirements associated with this provision. Each party agrees to indemnify the other in the event that its failure to comply with these undertakings results in a claim or action against the other party or its Affiliates."

Print Close

Product	Contact Type	Name	Email	Mobile
Surface	Sales Contact	Andreas Leitgeb	andreas.leitgeb@cmac.co.at	06767077660
Surface	Partner Primary Program Contact	Andreas Leitgeb	andreas.leitgeb@cmac.co.at	+436767077660
Surface	Contract Authorization Contact	Andreas Leitgeb	andreas.leitgeb@cmac.co.at	+436767077660
Surface	Channel Incentives Contact	Andreas Leitgeb	andreas.leitgeb@cmac.co.at	+436767077660

To submit your application to become a reseller, please [click here](#) to read through the associated terms & conditions.

I have read and agree to the Terms & Conditions to become a reseller.

[Privacy Statement](#)

Ensure you complete details and see all the four contact detail BEFORE you go the next step.

Save & Next

# Reseller Profile Registration Portal (DMP Portal)

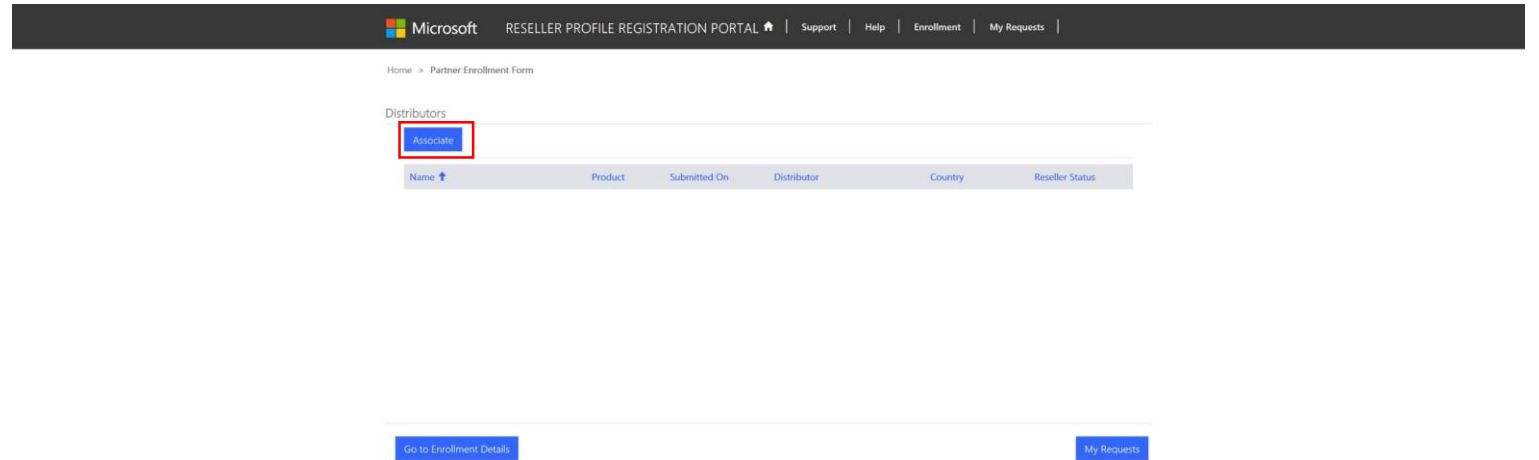
AGBs als gelesen bestätigen

The screenshot shows the Microsoft Reseller Profile Registration Portal. At the top, there is a navigation bar with the Microsoft logo and links for Support, Help, Enrollment, and My Requests. Below the navigation bar, the page title is "Partner Contacts". There is a dropdown menu for "Portal - All Contacts" and an "ADD Contact" button. A table lists four contact types for the "Surface" product:

Product	Contact Type	Name	Email	Mobile
Surface	Sales Contact			
Surface	Partner Primary Program Contact			
Surface	Contract Authorization Contact			
Surface	Channel Incentives Contact			

Below the table, there is a pagination control showing "1" of "2" pages. A text block states: "To submit your application to become a reseller, please [click here](#) to read through the associated terms & conditions." Below this, a checkbox is checked and labeled "I have read and agree to the Terms & Conditions to become a reseller." At the bottom, there is a "Privacy Statement" link and a note: "Ensure you complete details and see all the four contact detail BEFORE you go the next step." A "Save & Next" button is located at the bottom of the form.

# Reseller Profile Registration Portal (DMP Portal)



The screenshot displays the Microsoft Reseller Profile Registration Portal. The top navigation bar includes the Microsoft logo, the portal title 'RESELLER PROFILE REGISTRATION PORTAL', and links for 'Support', 'Help', 'Enrollment', and 'My Requests'. Below the navigation bar, the breadcrumb trail shows 'Home > Partner Enrollment Form'. The main content area is titled 'Distributors' and features a blue 'Associate' button, which is highlighted with a red box. Below the button is a table with columns for 'Name', 'Product', 'Submitted On', 'Distributor', 'Country', and 'Reseller Status'. At the bottom of the page, there are two blue buttons: 'Go to Enrollment Details' and 'My Requests'.

## Distributoren hinzufügen:

- Associate anklicken

# Reseller Profile Registration Portal (DMP Portal)

- Surface oder Surface Hub auswählen
- Auf die „Lupe“ klicken
- Distributor auswählen
- Select
- Submit

Je Distributor & Produkt  
Vorgang wiederholen

## Distributoren:

Also: Surface & Hub  
Ingram: Surface  
Tech Data: Surface & Hub

The screenshot displays the 'Associate' process in the Reseller Profile Registration Portal. It shows three sequential steps of the process, each with a 'Lookup Records' table and a 'Submit' button. Red boxes highlight the search bar, the selected distributor row, and the 'Select' and 'Submit' buttons.

Legal Company Name	Country	Primary Contact
Acton SA	Finland	Antti Bogazzi
All-Fable Electronic Equipment & Supplies	Saudi Arabia	Edgar Fernandes
ALSO A/S (Denmark)	Denmark	Anden Pedersen
ALSO A/S (Finland Oy)	Finland	Jari Mulkonen
ALSO Austria GmbH	Austria	Nicole Pusterhuber
ALSO Deutschland GmbH	Germany	Thomas Beithauer

Legal Company Name	Country	Primary Contact
INGRAM MICRO AB	Sweden	Susanne Ågg-Susanne Ågg
Ingram Micro B.V.S.A.	Belgium	Sarah Vanden
Ingram Micro BV	Netherlands	Joske Wynstra
INGRAM MICRO GELMÁN	Austria	Andrea Schwarz
Ingram Micro S.r.l.	Italy	Katja Barakowski

Legal Company Name	Country	Primary Contact
TECH DATA OUTREACH GmbH	Austria	Gerdhard Steiner
TECH DATA SERVICE GmbH	Germany	Stefan Puchner



# Reseller Profile Registration Portal (DMP Portal)

## Status prüfen:

- In-Review
- Approved
- Denied

Es können nur Distributoren aus Österreich ausgewählt werden!

Microsoft RESELLER PROFILE REGISTRATION PORTAL | Support | Help | Enrollment | My Requests

Home > Partner Enrollment Form

Distributors

Associate

Name ↑	Product	Submitted On	Distributor	Country	Reseller Status
	Surface Hub	8/21/2017 12:02 PM	ALSO Austria GmbH	Austria	Approved
	Surface	1/24/2017 1:05 PM	ALSO Austria GmbH	Austria	Approved
	Surface	1/24/2017 1:04 PM	INGRAM MICRO GES.M.B.H.	Austria	Approved
	Surface	10/23/2017 2:26 PM	TECH DATA DENMARK A/S	Denmark	Denied
	Surface Hub	8/21/2017 12:03 PM	TECH DATA ÖSTERREICH GmbH	Austria	Approved
	Surface	1/24/2017 1:05 PM	TECH DATA ÖSTERREICH GmbH	Austria	Approved

Go to Enrollment Details | My Requests

# Reseller Profile Registration Portal (DMP Portal)

## Hilfe bei Onboarding- oder Anmeldeproblemen:

Befolgen Sie die nachstehenden Anweisungen, um das Onboarding abzuschließen.

Wenn weiterhin Probleme auftreten, senden Sie uns bitte Ihre Erfahrung samt Screenshots.

1. Schließen Sie alle Browser und öffnen Sie den Internet Explorer / Edge-Browser mit einem InPrivate-Fenster
2. Besuchen Sie <https://reseller.microsoftcrmportals.com>
3. Melden Sie sich mit Ihrer AAD-ID - der ID, mit der Sie im MPN (<https://partner.microsoft.com>) auf Ihr Unternehmensprofil zugreifen - per Klick auf den blauen „Sign in Button“ **oder:** Melden Sie sich mit Ihrem Microsoft Account (Live-ID) - der ID, mit der Sie im MPN (<https://partner.microsoft.com>) auf Ihr Unternehmensprofil zugreifen - per Klick auf den blauen „Microsoft Button“.
4. Füllen Sie Ihre Benutzerdaten korrekt aus und wählen Sie „Enroll Organization“
5. Wählen Sie auf der Partner Enrollment List Ihre Organisations- und Standort-IDs im Dropdown aus
6. Füllen Sie alle verbleibenden Felder im Partner Enrollment Formular aus
7. Bestätigen Sie die 4 erforderlichen Contact Types
8. Stimmen Sie den Terms & Conditions zu
9. Klicken Sie Save & Next
10. Bestätigen Sie eine Partnerschaftsanfrage an einen Distributor, indem Sie Associate auswählen

Hinweis: Wenn Sie Ihrer Organisation im MPN keine AAD-ID zugeordnet haben, wenden Sie sich an Ihren Administrator.  
Bei weiterführenden Problemen senden Sie eine E-Mail an den globalen Microsoft-MPN-Support: [dro@microsoft.com](mailto:dro@microsoft.com)

